AIR CURTAINS ELiS B

SPECIAL PAINTING ON REQUEST

Air curtains **ELiS B**	
Range [m]	5
Heating capacity [kW]	10,9–49,9
Air flow [m³/h]	2200–6600
Weight [kg]	31,7–53,2
Colour	white
Casing	steel, plastic, EPP, aluminium

(1) According to ISO 27327-1
(2) For B-W at inlet/outlet water temperature 90/70°C, inlet air temperature 10°C
(3) RAL 9019

APPLICATION

ELiS B air curtains are dedicated for shops, restaurants, exhibition rooms. Units are designed for installation in the ceilings. Advantage is the possibility to install in the existing ceilings without cutting additional holes.

AVAILABLE TYPES OF UNITS:

- **3 LENGTHS**
  1 m, 1.5 m or 2 m
- **3 VERSIONS**
  - water heat exchanger (1- or 2-rows)
  - without heating elements - Ambient
  - electric heaters

TECHNICAL DATA

Air curtains **ELiS B**	ELiS B-W-100	ELiS B-W-100 2R	ELiS B-N-100	ELiS B-E-100	ELiS B-W-150	ELiS B-W-150 2R	ELiS B-N-150	ELiS B-E-150	ELiS B-W-200	ELiS B-W-200 2R	ELiS B-N-200	ELiS B-E-200
Power supply [V/Hz]	230 / 50	230 / 50	230 / 50	3 x 400 / 50	230 / 50	230 / 50	230 / 50	3 x 400 / 50	230 / 50	230 / 50	230 / 50	3 x 400 / 50
Max. power consumption [kW]	0.34	0.34	0.42	7.5	0.36	0.36	0.42	11.5	0.38	0.38	0.49	15.5
Max. current consumption [A]	1.5	1.5	1.9	11	1.6	1.6	2	16.6	1.7	1.7	2.2	22.4
IP	21/F	21/F	21/F	21/F	21/F	21/F	21/F	21/F	21/F	21/F	21/F	21/F
Connection	½"	½"	-	-	½"	½"	-	-	½"	½"	-	-
Curtain air flow stream [m³/h]	2600	2400	3500	2600	4000	3800	4800	4000	5200	4900	6600	5200
Acoustic pressure level [dB(A)](1)	58	57	65	58	62	60	65	62	63	61	66	63
Acoustic power level [dB(A)](2)	73	72	80	73	77	75	80	77	78	76	81	78
Max. water temperature [°C]	95	95	-	-	95	95	-	-	95	95	-	-
Max. operating pressure [Bar]	16	16	-	-	16	16	-	-	16	16	-	-
Curtain's air temperature rise (ΔT) [°C](3)	15	28	-	11	15	31	-	12	16	33	-	13
Unit weight [kg]	32.3	33.7	31.7	34.5	41.2	43.7	38.9	42.4	50	53.2	47.2	53.2
Range [m](4)	5	5	5	5	5	5	5	5	5	5	5	5

(1) Average acoustic pressure level in the room of average sound absorption, volume of 1500 m³, at a distance of 5 m from the unit
(2) Acoustic power according to ISO 27327-2
(3) For B-W at heating medium temperature 90/70°C, at air inlet to the device 10°C / for B-E at air inlet to the device 10°C
(4) According to ISO 27327-1

INSTALLATION

Brackets
Brackets for installation using pins are included.



Installation of the unit doesn't require additional holes in the ceiling.



Access from the front makes installation, connection and cleaning the air curtain much easier.

DIMENSIONS

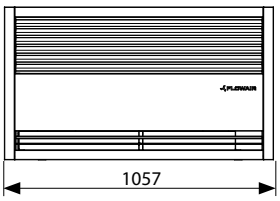

B-N/W/E-100



B-N/W/E-150



B-N/W/E-200

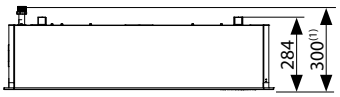

For CAD drawings, Revit files and documentation for all available versions of ELiS visit www.flowair.com

(1) The dimension refers to a curtain with an ELiS B-W exchanger.

CONNECTION DIAGRAMS

TS CONTROLLER

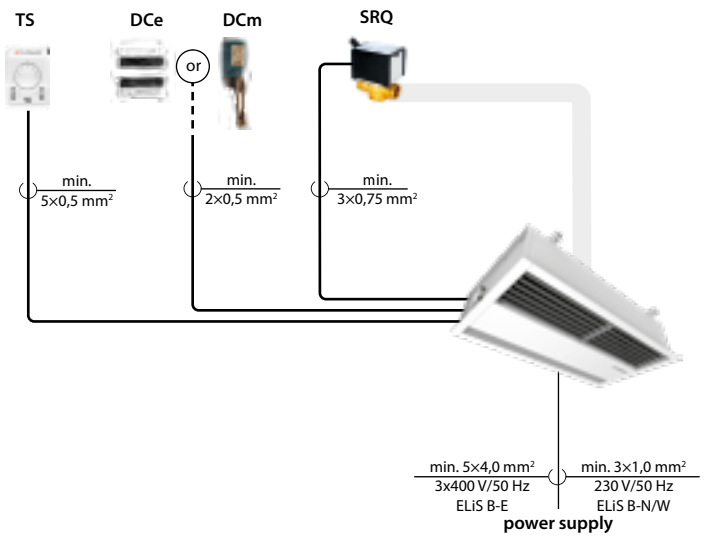

ELEMENTS:

- **TS** – 3-step fan speed controller with thermostat
- **DCe** – magnetic door sensor
- **DCm** – mechanical door sensor
- **SRQ** – valve with actuator

T-box CONTROLLER

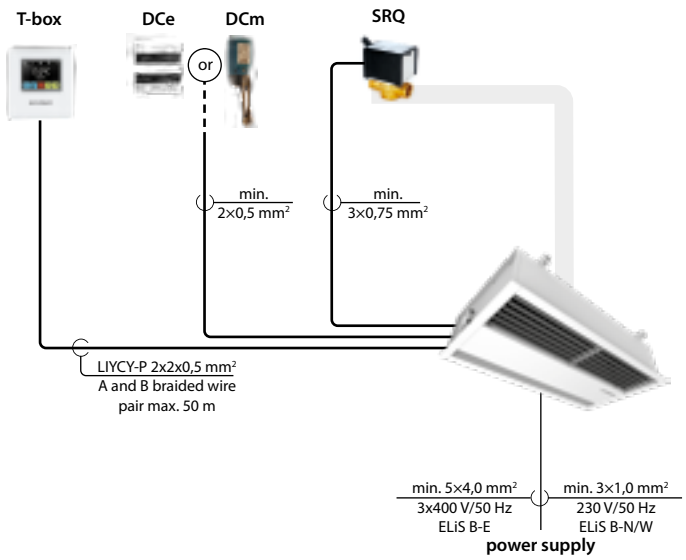

ELEMENTS:

- **T-box** – intelligent controller with touch screen
- **DCe** – magnetic door sensor
- **DCm** – mechanical door sensor
- **SRQ** – valve with actuator

ELiS B – RECESSED AIR CURTAINS

HEATING CAPACITIES

Tw1/Tw2 = 90/70°C					Tw1/Tw2 = 80/60°C					Tw1/Tw2 = 70/50°C					Tw1/Tw2 = 60/40°C				
Tp1	PT	Qw	Δpw	Tp2	Tp1	PT	Qw	Δpw	Tp2	Tp1	PT	Qw	Δpw	Tp2	Tp1	PT	Qw	Δpw	Tp2
°C	kW	l/h	kPa	°C	°C	kW	l/h	kPa	°C	°C	kW	l/h	kPa	°C	°C	kW	l/h	kPa	°C
ELiS B-W-100																			
V = 2600 m³/h, III step																			
0,0	13,8	609	2,3	15,5	0,0	11,5	507	1,7	13,0	0,0	9,2	404	1,2	10,5	0,0	6,8	295	0,7	7,5
10,0	11,9	524	1,7	24,5	10,0	9	395	1,1	21,5	10,0	7,2	316	0,7	18,0	10,0	4,6	198	0,3	15,0
20,0	9,9	438	1,2	31,0	20,0	7,6	334	0,8	28,5	20,0	5,1	225	0,4	25,0	20,0	1,7	74	0,1	22,0
ELiS B-W-150																			
V = 4000 m³/h, III step																			
0,0	23,5	1039	7,4	17,5	0,0	20,0	881	5,6	15,0	0,0	16,5	723	4,0	12,5	0,0	13,0	563	2,7	9,5
10,0	20,5	904	5,7	25,0	10,0	17,0	745	4,1	22,5	10,0	13,4	585	2,8	20,0	10,0	9,7	423	1,6	17,0
20,0	17,4	767	4,2	32,5	20,0	13,8	607	2,8	30,0	20,0	10,2	445	1,7	27,5	20,0	6,3	276	0,7	24,5
ELiS B-W-200																			
V = 5200 m³/h, III step																			
0,0	31,8	1402	14,7	18,0	0,0	7,7	1195	11,3	15,5	0,0	22,5	990	8,3	13,0	0,0	18,0	784	5,6	10,5
10,0	27,7	1223	11,5	25,7	10,0	23,1	1016	8,4	22,5	10,0	18,5	809	5,7	20,5	10,0	13,8	601	3,5	18,0
20,0	23,6	1043	8,8	33,0	20,0	19,0	834	5,9	30,5	20,0	14,3	625	3,6	28,0	20,0	9,5	412	1,8	25,0
ELiS B-W-100 2R																			
V = 2400 m³/h, III step																			
0,0	24,5	1080	11,82	30	0,0	20,5	900	1,34	25	0,0	11,8	716	0,91	20	0,0	12	521	0,53	15
10,0	21	928	1,38	36	10,0	17	747	0,95	31	10,0	12,8	560	0,58	26	10,0	7,8	341	0,25	20
20,0	17,6	776	0,99	41	20,0	13,5	592	0,63	36	20,0	9	395	0,31	31	20,0	3,3	142	0,05	24
ELiS B-W-150 2R																			
V = 3800 m³/h, III step																			
0,0	42,2	1863	6,1	33	0,0	36	1580	4,6	28	0,0	29,6	1296	3,3	23	0,0	23,2	1010	2,2	18
10,0	39,4	1618	4,7	38,5	10,0	30,4	1334	3,4	33,5	10,0	24	1049	2,3	28,5	10,0	17,4	758	1,3	23,5
20,0	31,1	1373	3,5	44	20,0	24,7	1086	/2,3	39	20,0	18,2	797	1,4	34	20,0	11,3	492	0,6	28,5
ELiS B-W-200 2R																			
V = 4900 m³/h, III step																			
0,0	57,2	2524	12,2	34	0,0	49	2153	9,37	29	0,0	40,8	1783	6,85	24	0,0	32,4	1413	4,64	19
10,0	49,9	2200	9,49	39	10,0	41,6	1828	6,95	34	10,0	33,3	1456	4,74	30	10,0	24,8	1082	2,87	25
20,0	42,5	1876	7,09	45	20,0	34,2	1501	4,85	40	20,0	25,7	1125	2,97	35	20,0	17	741	1,46	30

V – air flow
PT – heating capacity
Tp1 – inlet air temperature
Tp2 – outlet air temperature
Tw1 – inlet water temperature
Tw2 – outlet water temperature
Qw – water flow in the heat exchanger
Δpw – water pressure drop in the heat exchanger

FLEXIHEAT UK LTD
www.flexiheatuk.com
01202 822221