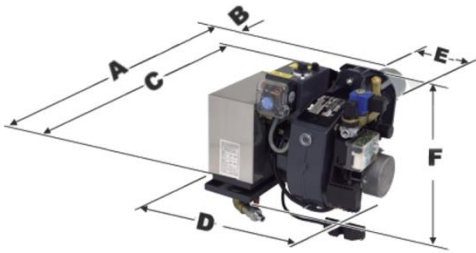
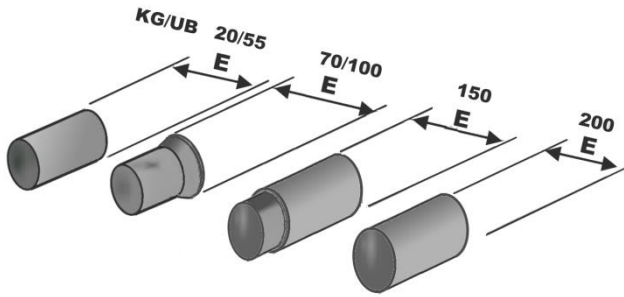
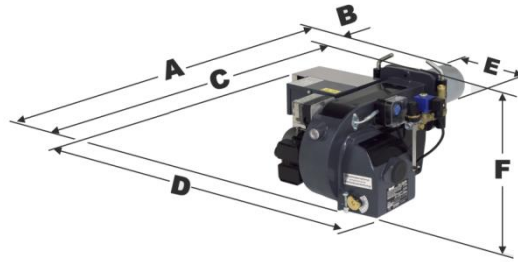


Technical details of the Burners –KG/UB20P to KG/UB200


KG/UB20 P, KG/UB 20 – 100




KG/UB 150 - 200



burner tube dimensions



KG/UB20P-KG/UB100



KG/UB150-KG/UB200

Burner mounting flange details

Technical data		KG/UB 20-P	KG/UB 20	KG/UB 55	KG/UB 70	KG/UB 100	KG/UB 150	KG/UB 200		
Heat output *	kW	14 - 24	26 - 38	37 - 54	56 - 81	81 - 100	93 - 147	131 - 190		
Fuel consumption	kg/h	1,4 - 2,2	2,5 - 3,9	3,6 - 5,2	5,4 - 7,8	7,8 - 9,6	8,9 - 14,1	12,7 - 18,0		
Motor data	V	230~/50Hz	230~/50Hz	230~/50Hz	230~/50Hz	230~/50Hz	230~/50Hz	230~/50Hz		
	W	110	110	110	110	110	250	250		
	A	0,85	0,85	0,85	0,85	0,85	1,4	1,4		
Power cartridge heater	W	1100								
Power supply	V	230~	230~	230~	230~	230~	230~	230~		
	W	1210	1210	1210	1210	1210	1350	1350		
	A	6,0	6,0	6,0	6,0	6,0	6,4	6,4		
Rotation	Rpm	2800								
Weight	kg	15	15	15	16	16	26	26		
Measure	A	mm	420	420	420	427	427	595	595	
	B	mm	116	116	116	123	123	175	175	
	C	mm	290	290	290	290	290	440	440	
	D	mm	390	390	390	390	390	460	460	
	E	mm	Ø 90	Ø 90	Ø 90	Ø 101	Ø 101	Ø 114	Ø 114	
	F	mm	340	340	340	340	340	300	300	
	Hole circle	G	mm	150-170	150-170	150-170	150-170	150-170	160-200	160-200
	H			M8	M8	M8	M8	M8	M8	